

Fl♥rida KidCare

HEALTH AND DENTAL INSURANCE

2023 General Annual Income Guidelines

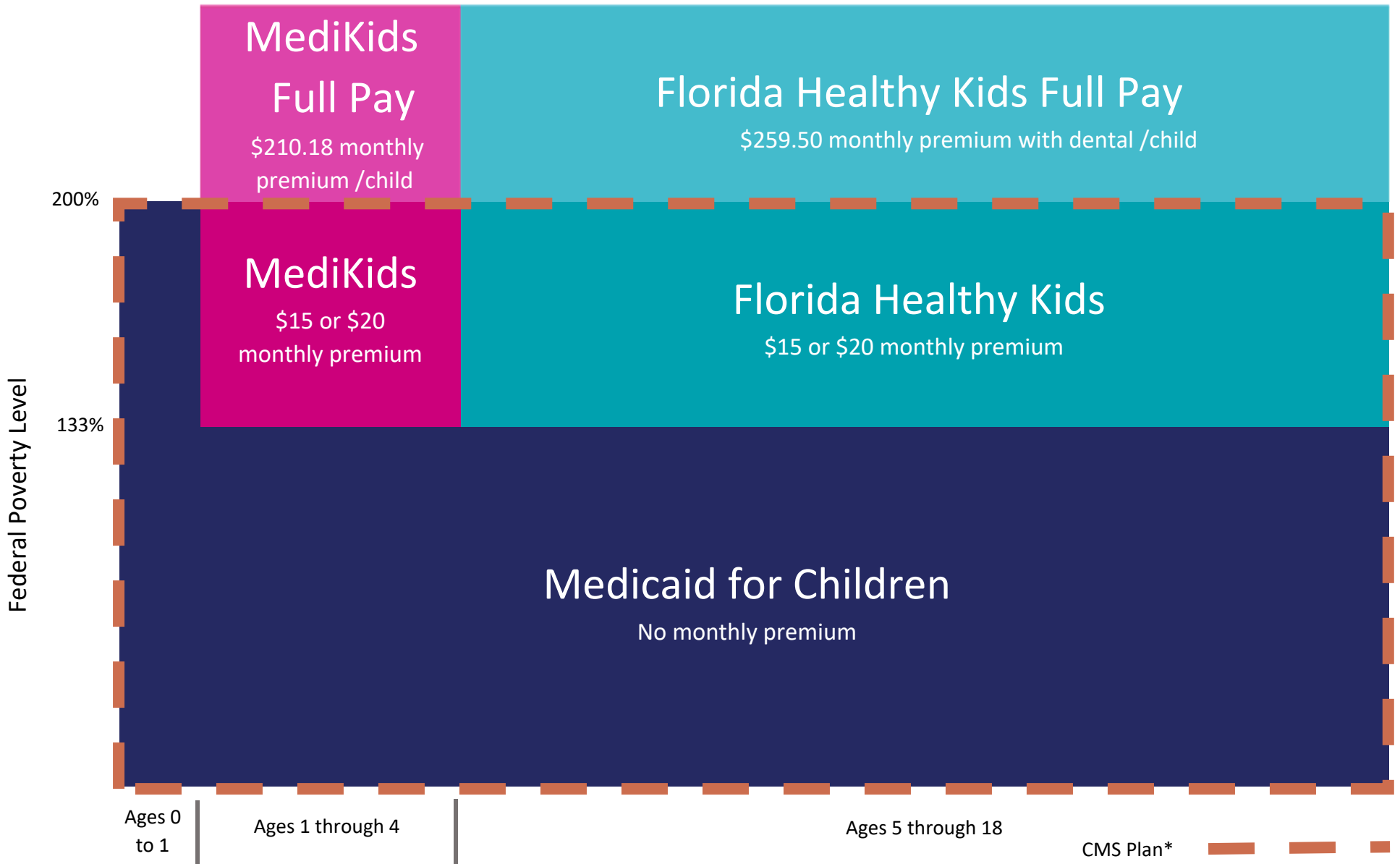
| Family Size | Medicaid for Children | MediKids / Florida Healthy Kids / CMS Plan | | MediKids / Florida Healthy Kids |
|-------------|---|--|---|--|
| | No monthly premium Up to 133% of the FPL | \$15 monthly premium 133.01 – 158% of FPL | \$20 monthly premium 158.01% - 200% of FPL | Full pay plan 200.01% of FPL & over |
| 1 | Up to \$19,392.00 | \$19,392.01 - \$23,040.00 | \$23,040.01 – \$29,160.00 | \$29,160.01 & over |
| 2 | Up to \$26,232.00 | \$26,232.01 – \$31,164.00 | \$31,164.01 - \$39,444.00 | \$39,444.01 & over |
| 3 | Up to \$33,072.00 | \$33,072.01 - \$39,288.00 | \$39,288.01 – \$49,728.00 | \$49,728.01 & over |
| 4 | Up to \$39,900.00 | \$39,900.01 - \$47,400.00 | \$47,400.01 - \$60,000.00 | \$60,000.01 & over |
| 5 | Up to \$46,740.00 | \$46,740.01 - \$55,524.00 | \$55,524.01 - \$70,284.00 | \$70,284.01 & over |
| 6 | Up to \$53,580.00 | \$53,580.01 - \$63,648.00 | \$63,648.01 - \$80,568.00 | \$80,568.01 & over |
| 7 | Up to \$60,420.00 | \$60,420.01 - \$71,772.00 | \$71,772.01 - \$90,840.00 | \$90,840.01 & over |
| 8 | Up to \$67,248.00 | \$67,248.01 - \$79,896.00 | \$79,896.01 - \$101,124.00 | \$101,124.01 & over |
| 9 | Up to \$74,088.00 | \$74,088.01 - \$88,008.00 | \$88,008.01 - \$111,408.00 | \$111,408.01 & over |
| 10 | Up to \$80,928.00 | \$80,928.01 - \$96,132.00 | \$96,132.01 - \$121,680.00 | \$121,680.01 & over |

These annual income guidelines are for informational purposes only.
 Florida KidCare eligibility depends on other factors beyond a family's annual income.




Florida KidCare

HEALTH AND DENTAL INSURANCE

Program Eligibility Overview



** For a family of four, 133% of the FPL's annual income is \$39,900 and 200% is \$60,000 as of April 2023

CMS Plan*   
 *133% to 200% of the FPL have \$15 or \$20 monthly premiums.